



Jumpstart Our Youth

A Youth in Philanthropy Model Annual Report ~ Year Two



A Partnership of



MISSION

To advance youth philanthropy in
Maine with the intent to build and
strengthen communities through youth
involvement



**Partner
Contact Information**

Unity Foundation

Larry Sterrs, CEO/Chairman of the Board
(207) 948-9988

Lori Roming, Research & Program Officer
(207) 948-6489
info@unityfdn.org

UniTel, Inc.

Laurie Osgood, President
(207) 948-9952

Jayne Sullivan, Director of Internal and External Support
(207) 948-3100
jsullivan@uninet.net

Maine Community Foundation

Peter Taylor, Vice President, Program
(207) 512-4902
ptaylor@mainecf.org

Jobs for Maine's Graduates

Carlo Bufano, Special Projects Manager
(207) 620-7180 x 205
cbufano@jmg.org

Communications Support

Catharine Hartnett
(207) 775-2673
Hartnett@maine.rr.com

2009-2010 Program Summary

An increase in the number of Jobs for Maine's Graduates (JMG) students involved in Jumpstart Our Youth® (JOY) and enhanced community leadership skills combined to expand the scope, reach and impact of the program in Year Two. Students provided a total of \$61,000 in cash – a 20% increase over Year One -- and more than 19,000 volunteer hours, a 54% increase. As in the first year, this program reached youth in all Maine counties, in all economic and social strata.

Partners

The Unity Foundation funds JOY, in collaboration with the Maine Community Foundation (MaineCF) and UniTel, Inc. The partners renewed their relationship with JMG to reinforce the learning about effective community commitment and support begun last year.

History

JOY is based upon “UniKids Care Club”, a program that brought together the children of UniTel employees to identify needs within their own community and develop a grant program to help meet them. UniTel has shared its approach as well as joined the funding effort. As part of its youth philanthropy support across the state for two decades, MaineCF contributed program development experience and curriculum recommendations to the effort.

Guided by a curriculum developed by Unity Foundation, Maine Community Foundation and UniTel, and revised to incorporate JMG-specific language and address learning competencies, the JMG Specialists (classroom instructors) help students learn how to make difficult choices about meeting often overwhelming community needs with limited funds.

Since it was founded in 1993, JMG has provided more than 20,000 Maine students who were at the highest risk of disengaging from school or dropping out with the skills and motivation needed to succeed in higher education and the workforce.

Why Youth Philanthropy Matters

More than 10 years of research show that youth engaged in philanthropy lead in giving and volunteering during their lifetimes, as well as in choosing nonprofit/human service related careers. In Maine, as in all states, it is important to instill in our youth an understanding of both the power and potential philanthropy and the responsibilities and rewards that come with being a giving member of one's community.

By building awareness about the role of philanthropy and honing skills such as team building, collaboration, communications, goal setting and critical thinking, JOY promotes leadership, entrepreneurship and generosity. Skills needed for accomplishing this include, but aren't limited to goal setting, clear communication and the ability to collaborate.

Youth participants have the opportunity to build new skills through learning basic finance and budgeting methods, increase their understanding the role of local nonprofit organizations in addressing community issues—particularly those issues affecting youth; experience volunteerism, and experiment with grantmaking and fund development activities

By the numbers ~ 2010

- Approximately 3,500 JMG-enrolled youth in 64 school-based programs participated in JOY
- \$61,000 was distributed through 90 distinct grants
- 182 funding applications were received
- Early Childhood Development and Education/Life Skills categories received the most funding (23% and 22%, respectively)
- Substance Abuse Awareness/Advocacy received the least funding (3%)
- At least one nonprofit in each of Maine's 16 counties received funding
- Nonprofits in 49 Maine towns received grants

Contributions were been categorized by the subsector the funds support.

<u>Subsector</u>	<u>Total Giving</u>	<u>Percentage of total JOY funding</u>
Early Childhood Development	\$13,750	23%
Education/Life Skills	\$13,475	22%
Community Development	\$12,225	20%
Homelessness/Food Pantry	\$5,800	10%
Fitness/Sports/Recreation	\$5,050	8%
Arts/Culture	\$4,000	7%
Domestic Abuse Awareness/Advocacy	\$2,500	4%
Developmental Disabilities	\$2,200	4%
Substance Abuse Awareness/Advocacy	\$2,000	3%

Successful Collaboration

Many organizations, -- goal-oriented funders and nonprofits alike – can experience difficulty “playing nice” while working together toward fulfilling the mission and spirit of a partnership. After two official years of collaboration, it might be helpful to understand what makes the JOY partnership work for the funders and the grantee.

- First and foremost is agreement on a common goal aligned with the nonprofit foundation partners’ missions and the for-profit partner’s culture of philanthropy – to support Maine’s youth in achieving success.
- Each partner recognizes and respects the strengths of the others; acknowledges and defers to experience and is committed to flexibility if needed to move forward.
- The collaboration presented an opportunity to hit the ground running rather than creating an entirely new program from scratch – by matching funder expertise with nonprofit expertise, and to do collectively what might otherwise not be achieved – providing learning and support to youth through an engaged and successful organization.

Jumpstart Our Youth® is based on a youth philanthropy program created in 2002 by Unity Foundation to mark the first anniversary of its founder’s passing, and was grown over five years by UniTel employees.

In 2008, Unity Foundation believed the program provided a solid foundation for a larger program and reached out to the Maine Community Foundation, an organization with a similar interest in and experience with youth philanthropy. The two organizations worked together to revise the curriculum based on each organization’s experience and research in the field.

Jobs For Maine’s Graduates’ was approached to deliver the program because of its youth development mission, track record of successful program design and implementation, and commitment to assessment. JMG saw the potential this program had to enhance the students’ learning experience, especially in dedicated focus to service learning..

Each partner – Unity Foundation, Maine Community Foundation, UniTel, Inc. and Jobs For Maine’s Graduates – agreed to the timeline, benchmarks and outcomes as well as financial and/or management support for the program. Several partner meetings are held throughout the year to review status and plan for future growth and sustainability. Between formal meetings, information is provided to all partners about the program’s efforts. Proposed changes in curriculum, timeline or delivery are weighed against the mission of advancing youth philanthropy in Maine to build and strengthen communities through youth involvement.

Follow Jumpstart Our Youth® through its website
jumpstartouryouth.org

Program Summary

Process and Impact

Early in the 2009-10 school year, JMG, in partnership with the Unity Foundation, Maine Community Foundation, and UniTel, Inc., implemented the second year of the Jumpstart Our Youth (JOY) program. Year Two was a year of growth, both in numbers of students involved and in numbers of grants given. It was also a year of significantly improved processes that increased the efficiency and effectiveness of the program. These areas of growth and improvement and are highlighted below.

Participation Growth:

- In 2008-09, 2,100 students representing 52 JMG programs participated in JOY.
- In 2009-10, 3,500 students representing 64 JMG programs participated in JOY, representing a 70% increase in student participation.
- \$64,850 was distributed in 2009-10 compared to \$53,644 in Year One (these figures include the additional funds raised independently by some sites)

Note: 64 out of 67 JMG school sites participated in JOY this year. There were three programs that did not participate due to several factors, including the specialized nature of the program, new program or staff turnover.

Process and Improvements

There were several major improvements that occurred this year that increased the effectiveness and efficiency of the JOY program.

1. **Experience:** Everyone involved with JOY had a year of experience and learning under their belts as Year Two was planned and executed. The partners in the collaborative identified those parts of the program that worked well and should be maintained, as well as areas for improvement. JMG specialists and managers had a better understanding of the power of the JOY program and how to better incorporate it into their overall JMG learning objectives. This experience accounted for a much smoother delivery of the philanthropy program. Community organizations were more aware of JOY and in many cases contacted the JMG programs to find out when the RFP's were being released.
2. **Training and Expectations:** Having a year of JOY experience made it much easier to train the field staff on programmatic details, and to provide the direction that JOY was not an optional "extra". JOY is now positioned as THE delivery system for THE mandatory JMG service learning project that each specialist is responsible for delivering to their students. Communicating this change would have created a great deal of uncertainty if the specialists did not have the previous year of experience. All in all they enthusiastically incorporated the new approach; out of the 64 programs that participated, there was a very small handful of specialists that needed guidance and direction in terms of meeting the expectations.

3. **Website and Database Improvements:** The functional improvements to the JOY website enabled specialists to use the site as an organizational tool that provided program continuity across the state. Paired with JMG’s new intranet system, the site served as a resource for communicating and sharing best practices, advice and questions. The single biggest improvement was the creation of the CS Database. This database completely streamlined the application, review, and approval processes. Applicants are encouraged and expected to apply online, students with the right technology tools review those applications and can approve recommendations developed by peers almost in real time – a 100% improvement from last year. The CS Database was worth the wait and worth the minor speed bumps that occurred after its roll out.

Program Growth: 2009 to 2010

	<u>2010</u>	<u>2009</u>	<u>Increase</u>
JMG-enrolled youth	3,500	2,100	70%
Number of grants	90	72	25%
Grant total	\$61,000	\$50,664	20%
Additional Funds Awarded	\$3,850	\$3,000	28%
Volunteer hours (total)	19, 816	12,910	54%
Value of volunteer hours (based on Maine minimum wage)	\$148,620	\$96,825	53%
Nonprofit sector receiving highest percentage of grantmaking	Early Childhood Development	Fitness/Sports/ Recreation	---

“It made everything real when we gave them their check. I have always known about Big Brothers Big Sisters, but it was really cool to meet the people who run it.”

– Lewiston Middle School Student

Delivery Timeline

August 2009

During the first week of August, at JMG's annual training retreat, every JMG specialist and manager participated in a JOY workshop. The workshop covered:

- Gathering specialist feedback from their Year One experiences
- Presenting the updated JOY website and plans for the CS Database
- Setting the expectation that JOY efforts during the next school year would be considered the mandatory service learning project and should not be viewed as an extra project.
- Instructing specialists and managers on specific data collection needs (i.e., contact hours related to JOY)

These sessions went very well and elicited valuable input. Most of the Year One feedback centered on frustrations around the Funding Request process. The transfer of written documents caused delays in processing and receiving checks. Those frustrations were eased when the advantages of the incoming CS Database were described. Timeline conflicts with school calendars and overall time management issues were also raised. The 2009-10 implementation was received enthusiastically. Moving the conclusion of the program to the end of March from an earlier March date alleviated the pressure of finishing JOY programs directly after February school vacations, and still allowed plenty of time for grant presentation events before the end of the school year. JMG recommends that the same timeline be followed in Year Three.

Specialists left these workshops energized and enthusiastic about their upcoming JOY efforts.

September 2009 – January 2010

The focus of the five month period from September to January was on delivering the JOY curriculum and implementing the JOY program. According to data collected on student classroom activity, this consisted of the following:

- Defining Philanthropy
- Completing a community needs assessment
- Researching potential recipients
- Creating and distributing Requests For Proposal (RFP)
- Inviting applicants to present in the classroom or, if possible, conducting a site visit
- Designing a decision making process
- Designing service-other-than-funding that students would provide to recipients and non-recipients

- Discussing potential collaboration and/or sharing best practices with other JMG programs (many JMG programs joined forces to deliver the JOY Program)
- Planning additional fundraising efforts to provide larger or multiple awards. (Several JMG sites raised additional funds that were added to the award amounts) (**see below**)

February 2010 – March 2010

During February and March, students reviewed all grant applications in order to make award decisions by the deadline at the end of March. All specialists, with the exception of a few pre-planned schools, met the deadline. The timeline in the second year of JOY was adjusted so that students had until the end of March to make grant decisions as opposed to the early March deadline of the first year. Specialists could deliver the curriculum as well as experiment with it, and school vacations did not disrupt decision-making continuity. Deadlines for grant applications hovered around the end of January. Students and Specialists indicated that a few additional weeks allowed them to deliver a higher quality program.

Project management and tracking were much easier this year and are especially critical during this grant review and decision-making phase.

The CS Database provided real time information on each individual JMG team, and allowed for immediate guidance, remediation, and management towards program delivery and outcome data-gathering expectations. Most specialists met the deadlines. There was a handful of specialists that had pre-approved extensions, and a smaller handful that needed more intensive guidance.

From a programmatic perspective, this was a very interesting section of the program as it is where the curriculum allows for – and encourages – individualized processes to emerge. Like last year, there were so many different methods used to make decisions:

- A debate format among students to determine their recipient(s)
- Blind balloting to choose recipients after all relevant information was collected and shared
- In-class presentations or site visits to inform decisions
- A “Reader Rater” method to score applications and support decisions

Regardless of the method used, students displayed a great amount of thoughtfulness throughout this phase.

With their decisions made, each program officially recommended their recipients chosen for funding. JMG’s project manager would review the applications and student comments in the CS Database and approve the application for funding. When that process was complete, the applications and the recommendations were electronically sent to Unity Foundation for processing.

“It makes me feel like I am important to my community”

– Portland High School Student



Ben, who led the Mountain View student JOY Advisory Committee, said that just doing the research on nonprofit organizations was eye-opening. “Starting out, I didn’t know much about any of them, but all of us felt it was important to really understand the role of each one. We wanted to know exactly how the money would be used and how many people would benefit – children in particular.”

...words cannot express enough our grateful appreciation for this tremendous partnership with all who are involved with the JOY program.

It is such a far-reaching service on so many levels changing the lives for the better for so many people and we are proud to be a recipient.

From all of us to all of you we send our collective heartfelt thanks...

Robin Chibroski, Executive Director
Ronald McDonald House of Portland, Maine, Inc.

April 2010 – June 2010

Specialists and students used the waning months of school to plan and implement their award presentations for their nonprofit recipients.

Every JMG program that participated in JOY had an official check presentation ceremony for their recipients. This proved, in every situation, to be a special moment for the students. The opportunity to look the organizational representatives in the eye, and hear the impact that the JOY program has had on their programs and services was very important as was the nonprofit acknowledgement that the program, and the students running it, were much appreciated and a unique resource

Student Data

JMG has an in-house data collection tool that allows the organization to track the contact and activity time of students throughout the JOY Program. A consolidation of data systems has improved data collection this year leading to more oversight and guidance over the kind of information that needed to be recorded and how to record it in order to best measure student contact time and provide continuity of measurement among programs. 2009-2010 Student Data:

- Number of JOY/JMG Programs: **64** (67 eligible programs, staff turnover and specialty programs prevented 100% participation)
- Geographic dispersion: As far north as St. John Valley, as far east as Eastport, as far west as Carrabec, and as far south as Sanford
- Total Number of Student Participants – **3,500**
- Number of Hours of JOY Participation – **15,000**
- Additional Volunteer hours provided to recipient organizations – **4, 816**
- **Total** Number of JOY Participation Hours – **19, 816**
- Average Hours per student – **5.8**
- Additional funds raised by JMG students to support recipients - **\$3,850**

The 19,300 hours recorded for 2009-10 JOY time broke down roughly into thirds, in the following categories:

- Classroom Instruction (Curriculum Delivery and guest speakers) and Field Trips (visiting sites when able, service projects for organizations participating in the JOY program)
- Events (Check presentations, additional fundraisers)
- Volunteering and Fundraising for recipient organizations

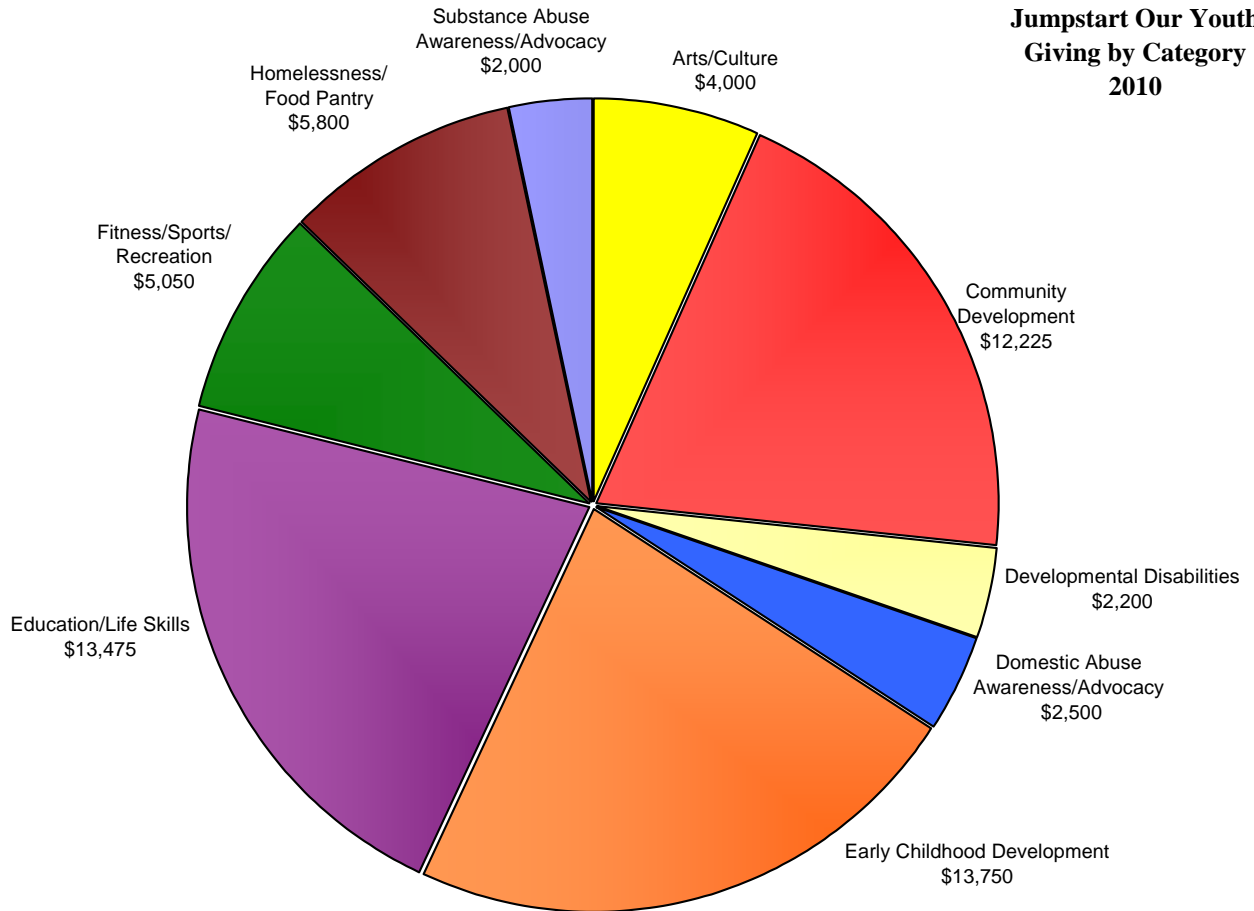
Additional Volunteering/Fundraising and “Sweat Equity”

To drive home the purpose of grantmaking and to educate the young philanthropists about the valuable role played by community nonprofits, many of the JMG programs organized and participated in volunteer activities. Some JMG students were motivated to undertake additional fundraising activities. Examples include:

- The students at **Livermore Falls High School** are regular volunteers at the Tri-Town Ministerial Food Pantry. They unload trucks and boxes, and have even picked apples to donate to the pantry.
- The students at **Wiscasset Middle School** helped set up the Community Garden at Wiscasset Primary School and as well as the Outdoor Classroom for Teens To Trails Adventure.
- The students at **Mahoney Middle School** hosted a Talent Show to benefit their JOY runner-up, the Center for Grieving Children -- raising \$1,000. They also hosted a dance that raised \$500 for Haiti Relief.
- The students at **Lewiston Middle School** participated in Bowl for Kids’ Sake for Big Brothers Big Sisters that raised an additional \$150.
- The students at **Freeport High School** built and installed raised garden beds for the Freeport Community Garden.
- The students at **Waterville High School** participated in an awareness campaign for their applicants and recipients.
- The students at **Vassalboro Community School** held a Christmas Craft Fair, and a Valentines Flower sale that raised \$1,200 for the Vassalboro Food Pantry above what the organization received through JOY.
- The students at **Skowhegan High School** provided grounds work and painting for their recipient, Lake George Regional Park; as well as activities and outings for youth at the Halcyon House.
- The students at **Brewer High School** provided spring cleaning for Camp Capella.
- The students – girls AND boys – from **Belfast Area High School** were on hand to help during the Cinderella Project.
- The students at **Lincoln Academy** completed a survey project for their recipient – Skidompha Library – that helped inform their youth programming.
- The students at **Rose Gaffney School** collected pull tabs from aluminum cans to raise money for the Ronald McDonald House of Bangor.
- The students at **Old Town High School** worked at Crossroads Food Pantry and Thrift Shop. They stocked shelves, answered phones, helped people through the pantry and provided maintenance and cleaning services. In addition, the students issued their grant as a matching grant which resulted in an additional \$1,000 in funding to Crossroads.

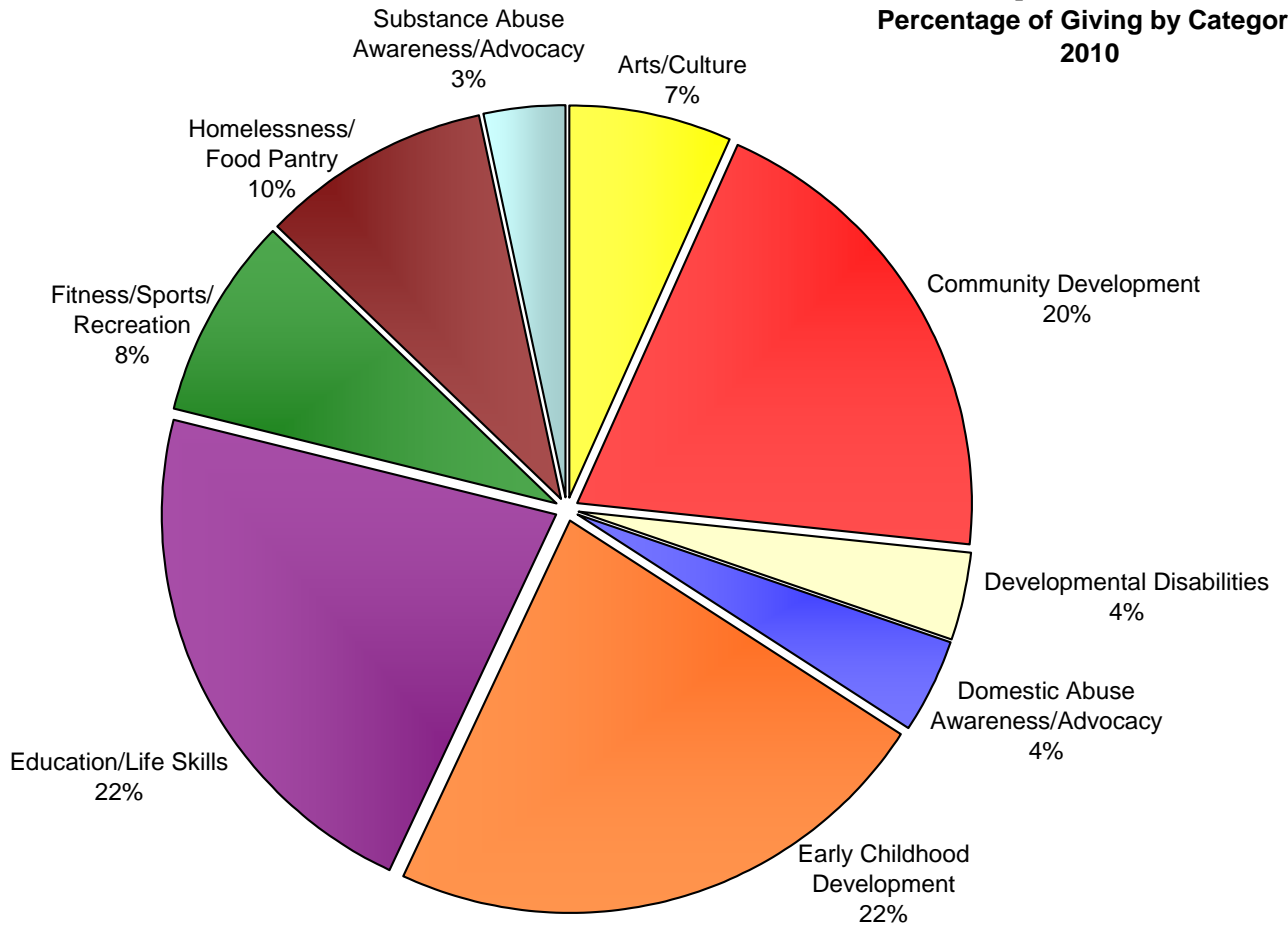
Nonprofit Programs and Activities Funded By Student Teams

Jumpstart Our Youth Giving by Category 2010



<u>Category</u>	<u>Amount Funded</u>	<u>% of Total Grants</u>
Arts/Culture	\$4,000	7%
Community Development	\$12,225	20%
Developmental Disabilities	\$2,200	4%
Domestic Abuse Awareness/Advocacy	\$2,500	4%
Early Childhood Development	\$13,750	22%
Education/Life Skills	\$13,475	22%
Fitness/Sports/Recreation	\$5,050	8%
Homelessness/Food Pantry	\$5,800	10%
Substance Abuse Awareness/Advocacy	\$2,000	3%

**Jumpstart Our Youth
Percentage of Giving by Category
2010**



<u># of Grants</u>	<u>Category</u>	<u>% of Total Grants</u>
6	Arts/Culture	7%
18	Community Development	20%
4	Developmental Disabilities	4%
3	Domestic Abuse Awareness/Advocacy	3%
18	Early Childhood Development	20%
23	Education/Life Skills	26%
8	Fitness/Sports/Recreation	9%
8	Homelessness/Food Pantry	9%
2	Substance Abuse Awareness/Advocacy	2%

Comparing the Giving

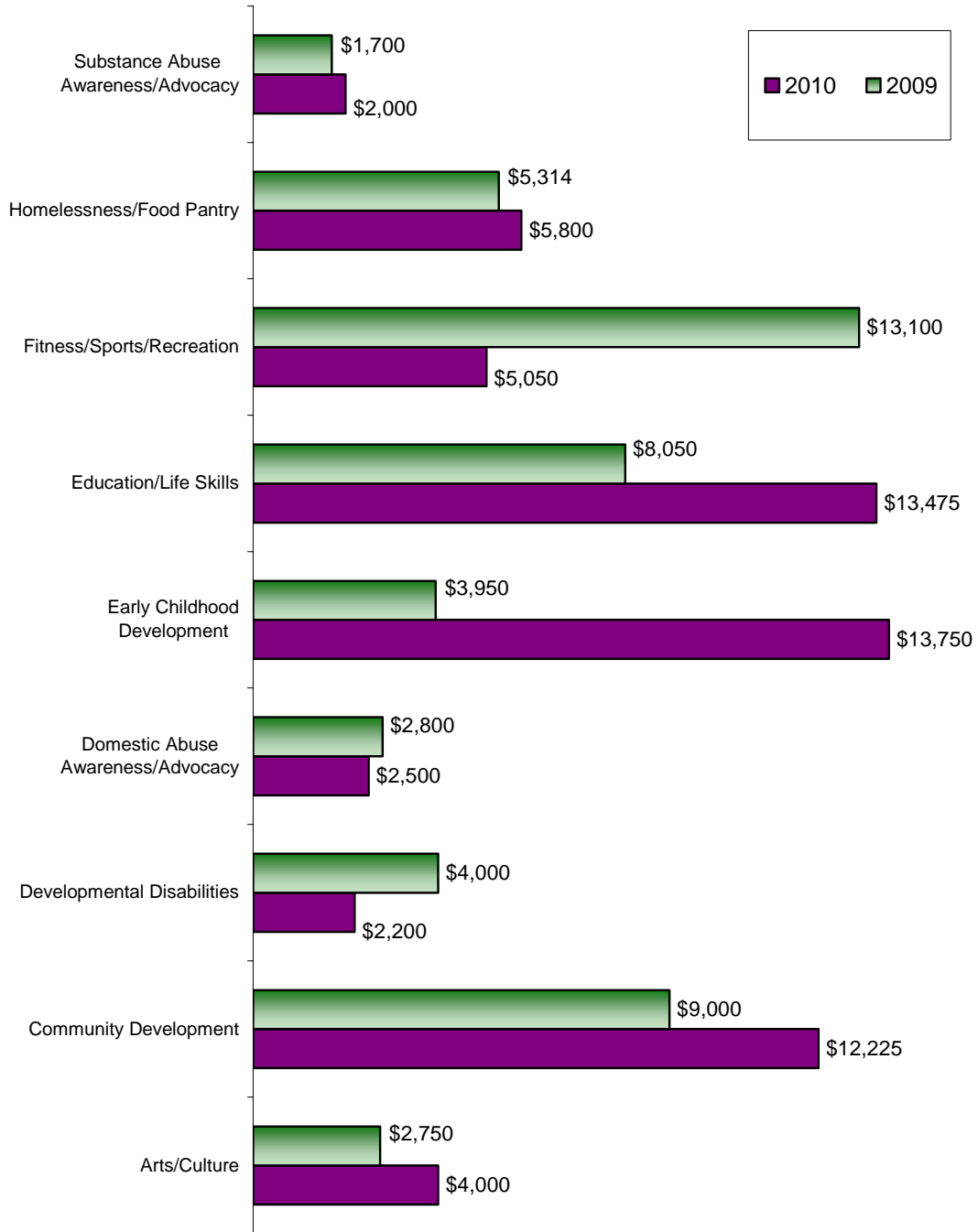
Grants by Category 2010 vs 2009		
<i># of Grants</i> <u>2010</u>	<i># of Grants</i> <u>2009</u>	<u>Category</u>
23	12	Education/Life Skills
18	10	Community Development
18	6	Early Childhood Development
8	20	Fitness/Sports/Recreation
8	8	Homelessness/Food Pantry
6	5	Arts/Culture
4	4	Developmental Disabilities
3	4	Domestic Abuse Awareness/Advocacy
<u>2</u>	<u>3</u>	Substance Abuse Awareness/Advocacy
90	72	<i>Total number grants awarded</i>



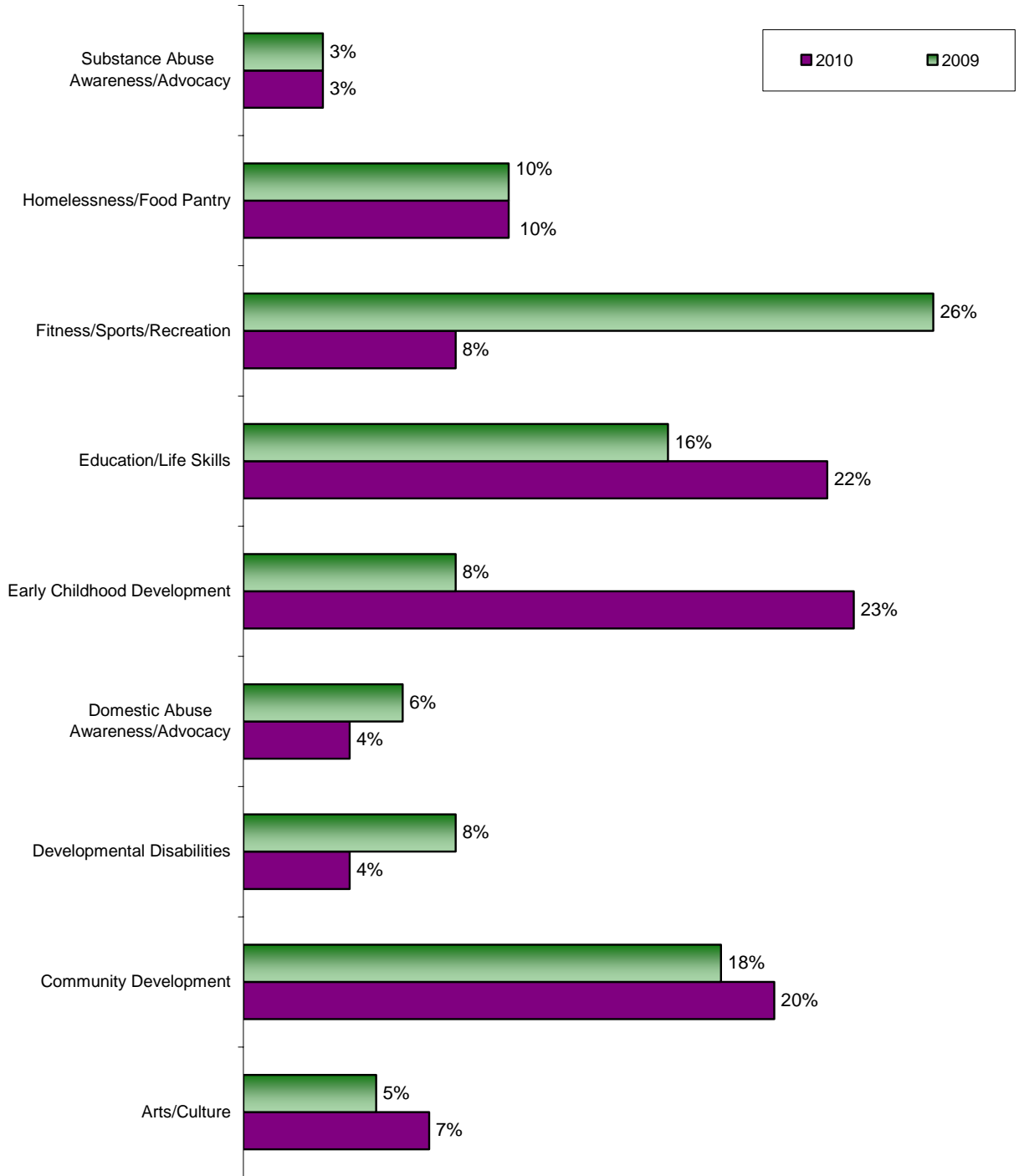
Belfast Area High School students help with the Cinderella Project

“It was a bit of a hard sell among the boys,” concedes the JMG Specialist, “probably in part because we all go volunteer at the giveaway day and they pictured themselves in a sea of girls and gowns. But, they thought about their girlfriends, their sisters, their neighbors, and eventually voted to support it.”

**Jumpstart Our Youth
Grants by Category
2010 vs 2009**



Jumpstart Our Youth
Percentage of Giving by Category
 2010 vs 2009



<u>Category</u>	2010 – Year Two		2009 – Year One	
	<u>Total Giving</u>	<u>Percentage of total JOY funding</u>	<u>Total Giving</u>	<u>Percentage of total JOY funding</u>
Arts/Culture	\$4,000	8%	\$2,750	7%
Community Development	\$12,225	6%	\$9,000	4%
Developmental Disabilities	\$2,200	10%	\$4,000	8%
Domestic Abuse Awareness/Advocacy	\$2,500	5%	\$2,800	6%
Early Childhood Development	\$13,750	8%	\$3,950	8%
Education/Life Skills	\$13,475	18%	\$8,050	15%
Fitness/Sports/Recreation	\$5,050	26%	\$13,100	26%
Homelessness/Food Pantry	\$5,800	16%	\$5,314	11%
Substance Abuse Awareness/Advocacy	\$2,000	3%	\$1,700	3%

Multi-grant Recipients

Make-A-Wish Foundation (headquartered in Camden, ME) received the most funding by one organization (\$9,250) followed by Ronald McDonald House of Bangor (\$2,000) and Big Brothers Big Sisters (\$1,850 in three regional offices). Maine Children’s Home For Little Wanderers and Good Will-Hinckley received multiple grants as well.

Of Note

The students at Long Creek Youth Correctional Facility provided funding to the Ronald McDonald House of Portland and one of the Portland area JMG sites provided funding to the Friends of Long Creek Correctional Facility.

Looking Forward

By all accounts, JOY was very successful this year. Lessons learned from Year One led to positive changes and improvements, grew the measurable outcomes, and impacted more students, recipients, and communities. Work cannot stop here. There are still improvements to be made that will take this initiative to the next level. Below is a list of recommendations moving forward.

1. **Curriculum Development:** After two years of using and experimenting with the original JOY curriculum, it is time to make revisions based on the expertise of the over 60 teaching professionals that have been implementing JOY. JMG, in collaboration with our partners, is planning to conduct curriculum development to incorporate best practices from our specialists, make changes to some components that are developmentally appropriate and complete revisions that will result in the JOY curriculum version 2. This JOY curriculum will allow potential expansion of JOY to non-JMG participants/organizations.
2. **Learning Competencies:** JMG, is planning to align organizational Learning Standards for middle school and high school into the JOY curriculum. This will allow actual assessment of learning related to JOY participation.
3. **Reporting Time:** JMG is seeking to capture all time and money that is involved in the JOY program and improve the reporting of additional time that students spend supporting their grant recipients. In addition, service learning time that, to date, has been viewed outside of the JOY purview must be captured and integrated under a single umbrella to better understand impact. Finally, the vast majority of JMG programs have raised funds that benefit organizations outside of JOY and the significant time and effort should be reflected and measured within the principles of JOY allowing the partners to more accurately capture the true and total amount of time and dollars that are involved in JMG's larger Youth in Philanthropy efforts.

JOY, in a relatively short amount of time, has changed the way that JMG views service learning efforts. The impact on students has been comprehensive and positive. Providing JMG students with the opportunity and structure to positively impact their communities has left lasting impressions on our students and our specialists.

Specialists have reported that their students have made comments like:

- *“We should just do JOY all the time”*
- *“We better be doing JOY next year too”*
- *“My favorite part of JMG is JOY”*

Grant Recipients ~ 2010

Category	Organization	City	Funded amount
ACR	Mill Pond School Afterschool Program	Hodgdon	\$1,000.00
ACR	Newport Cultural Center	Newport	\$500.00
ACR	Pittsfield Community Theatre Fundraising Committee	Pittsfield	\$300.00
ACR	Pittsfield Community Theatre Fundraising Committee	Pittsfield	\$1,000.00
ACR	Skidompha Library - Youth Division	Damariscotta	\$1,000.00
ACR	Wilton PTF/Wilton Elementary Schools	Wilton	\$200.00
CED	Autism Society of Maine	Winthrop	\$500.00
CED	Big Brothers Big Sisters of Bath/Brunswick	Brunswick	\$1,000.00
CED	Freeport Community Services	Freeport	\$550.00
CED	Habitat for Humanity / 7 Rivers Maine	Bath	\$500.00
CED	Maine Children's Cancer Program	Scarborough	\$1,000.00
CED	Maine Children's Home for Little Wanderers	Waterville	\$250.00
CED	Mustang Clothing /Day Treatment	Thorndike	\$500.00
CED	Ronald McDonald House of Bangor, Inc.	Bangor	\$500.00
CED	Ronald McDonald House of Bangor, Inc.	Bangor	\$500.00
CED	Ronald McDonald House of Bangor, Inc.	Bangor	\$1,000.00
CED	Ronald McDonald House of Portland, Maine, Inc.	Portland	\$225.00
CED	South Portland Food Cupboard	South Portland	\$1,000.00
CED	Terry Beal Memorial Fund	Litchfield	\$1,000.00
CED	The Ronald McDonald House of Portland Maine	Portland	\$1,000.00
CED	UniKids Care Club	Unity	\$200.00
CED	Volunteers of America NNE	Brunswick	\$1,000.00
CED	Waldo Community Action Partners	Belfast	\$500.00
CED	Waterville Junior High School	Waterville	\$1,000.00
DAA	Abused Women's Advocacy Project	Lewiston	\$500.00
DAA	Boys to Men	Portland	\$1,000.00
DAA	Caring Unlimited	Sanford	\$1,000.00
DDA	MSAD 3 Special Olympics Program	Thorndike	\$500.00
DDA	Pine Tree Camp	Rome	\$250.00
DDA	Pine Tree Society	Bath	\$450.00
DDA	Washington County Children's Program	Machias	\$1,000.00

Category	Organization	City	Funded amount
ECD	Catherine Morrill Day Nursery	Portland	\$500.00
ECD	Family Focus	Bath	\$500.00
ECD	Literacy Volunteers of Washington County	Machias	\$1,000.00
ECD	Maine Children's Home for Little Wanderers	Waterville	\$2,000.00
ECD	Make-A-Wish Foundation	Camden	\$1,000.00
ECD	Make-A-Wish Foundation of Maine	Camden	\$200.00
ECD	Make-A-Wish Foundation of Maine	Camden	\$250.00
ECD	Make-A-Wish Foundation of Maine	Camden	\$250.00
ECD	Make-A-Wish Foundation of Maine	Camden	\$350.00
ECD	Make-A-Wish Foundation of Maine	Camden	\$500.00
ECD	Make-A-Wish Foundation of Maine	Camden	\$500.00
ECD	Make-A-Wish Foundation of Maine	Camden	\$500.00
ECD	Make-A-Wish Foundation of Maine	Camden	\$700.00
ECD	Make-A-Wish Foundation of Maine	Camden	\$1,000.00
ECD	Make-A-Wish Foundation of Maine	Camden	\$1,000.00
ECD	Make-A-Wish Foundation of Maine	Camden	\$1,000.00
ECD	Make-A-Wish Foundation of Maine	Camden	\$2,000.00
ECD	Sacopee Valley Health Center	Parsonsfield	\$500.00
ELS	Big Brothers Big Sisters of Eastern Maine	Bangor	\$1,000.00
ELS	Big Brothers Big Sisters of Midcoast Maine	Rockland	\$500.00
ELS	Boys & Girls Clubs of Southern Maine	Portland	\$500.00
ELS	Carrabec High School	North Anson	\$200.00
ELS	Center for Grieving Children	Portland	\$225.00
ELS	Charlotte White Center-LifeJackets	Dover-Foxcroft	\$500.00
ELS	Child Health Center - Big Brothers Big Sisters	Auburn	\$350.00
ELS	Crossroads Ministries Inc.	Old Town	\$1,000.00
ELS	Franklin County Children's Task Force	Farmington	\$600.00
ELS	Friends of Long Creek Youth Development Center	Portland	\$350.00
ELS	Friends of the Lewiston Public Library	Lewiston	\$500.00
ELS	Good Will-Hinckley	Hinckley	\$500.00
ELS	Grahamtastic Connection	Springvale	\$1,000.00
ELS	KidCare America Lincoln	Lincoln	\$1,000.00
ELS	Mt. View Middle School Library	Thorndike	\$500.00
ELS	Pathfinders: Support for Grieving Children	Bangor	\$500.00
ELS	Riding High For Kids	Etna	\$500.00
ELS	South China Public Library	South China	\$1,000.00
ELS	SVHS Prom Committee	Hiram	\$500.00
ELS	The Morris Farm Trust	Gardiner	\$500.00
ELS	The Salvation Army	Waterville	\$250.00
ELS	United Baptist Church	Madison	\$500.00
ELS	Volunteers of America	Brunswick	\$1,000.00

Category	Organization	City	Funded amount
FSR	Camp Beech Cliff	Mt Desert Island	\$1,000.00
FSR	Camp CaPella	Holden	\$500.00
FSR	Dr. Levesque Elementary School	Frenchville	\$1,000.00
FSR	Future MSAD 3	Unity	\$500.00
FSR	Good Will-Hinckley	Hinckley	\$300.00
FSR	Houlton Area Little League	Houlton	\$1,000.00
FSR	Lake George Regional Park	Skowhegan	\$250.00
FSR	Teens To Trails	Edgecomb	\$500.00
HFP	Blessings in a Backpack	Milo	\$1,000.00
HFP	Bread of Life Ministries	Augusta	\$1,000.00
HFP	Mid-Maine Homeless Shelter	Waterville	\$500.00
HFP	Passamaquoddy Pantry	Perry	\$1,000.00
HFP	The Root Cellar	Lewiston	\$300.00
HFP	Tri-Town Ministerial Food Cupboard	Livermore	\$1,000.00
HFP	Vassalboro Food Pantry	Vassalboro	\$250.00
HFP	Youth and Family Services Halcyon House	Skowhegan	\$750.00
SAA	Maine Children's Home for Little Wanderers	Waterville	\$1,000.00
SAA	Tri-County Mental Health Services	Lewiston	\$1,000.00

SUBSECTORS

ART = Arts/Music	ELS = Education/Life Skills
CED = Community Development	FSR = Fitness/Sports/Recreation
DDA = Domestic Violence Awareness/Advocacy	HFP = Homelessness/Food Pantry
DDA = Developmental Disabilities	SAA = Substance Abuse Awareness/Advocacy
ECD = Early Childhood Development	

Additional information about grantees and the JMG grantors is available on the JOY website.



“JOY just makes me feel good”.

– Mahoney Middle School Student





Jumpstart Our Youth